



# The IB Diploma Programme Statistical Bulletin

May 2018 Examination Session

The IB Diploma Programme Statistical Bulletin, May 2018 Examination Session.

International Baccalaureate  
IB Global Centre, Cardiff  
Peterson House, Malthouse Avenue  
Cardiff Gate, Cardiff, Wales  
CF23 8GL  
United Kingdom  
Website: [www.ibo.org](http://www.ibo.org)

© International Baccalaureate Organization 2018

# Index: Key to abbreviations

## Categories of registration

Diploma Programme (DP) candidates must register in one of four categories:

**Diploma:** Candidates intending to complete the requirements for the award of an IB Diploma.

**Retake\*:** Previous IB Diploma candidates who are seeking to improve their results by retaking one or more subjects. The highest grade obtained for a subject will contribute towards the IB.

**Course:** Candidates taking one or more subjects who are not seeking the award of the IB Diploma.

**Anticipated:** Candidates intending to complete the requirements for one or two standard level subjects (excluding languages ab initio and pilot subjects) at the end of their first year of the Diploma Programme. They must complete all remaining IB Diploma requirements in the corresponding examination session the following year.

\*Unless otherwise stated, retake candidates are included in the dataset.

## IB Regions

Schools authorized to offer the IB Diploma Programme are grouped by geographical regions. The abbreviations used in the tables are the codes describing the following geographical regions:

**IBA:** IB Americas

**IBAEM:** IB Africa, Europe, Middle East

**IBAP:** IB Asia-Pacific

## Other Abbreviations

**HL:** Higher Level

**SL:** Standard Level

**TOK/TK:** Theory of Knowledge

**EE:** Extended Essay

# Session Summary

Candidates	Exams	Subjects	Countries	Schools	First Language	First Nationality
163,173	615,074	215	143	2,790	172	215

Diploma Pass Rate	Diploma Mean Grade	Diploma Average Total Points	Diploma Candidates with 45 Points
78.18	4.79	29.76	259

## Regional Distribution of Candidates

● IBA ● IBAEM ● IBAP



## Regional Distribution of Schools

● IBA ● IBAEM ● IBAP



## Percentage Split by Gender

● F ● M ● X



## Percentage Split by Category

● ANTICIPATED ● COURSE ● DIPLOMA ● RETAKE



## Distribution of Candidates by Legal Status

● PRIVATE ● STATE



## Distribution of Schools by Legal Status

● PRIVATE ● STATE

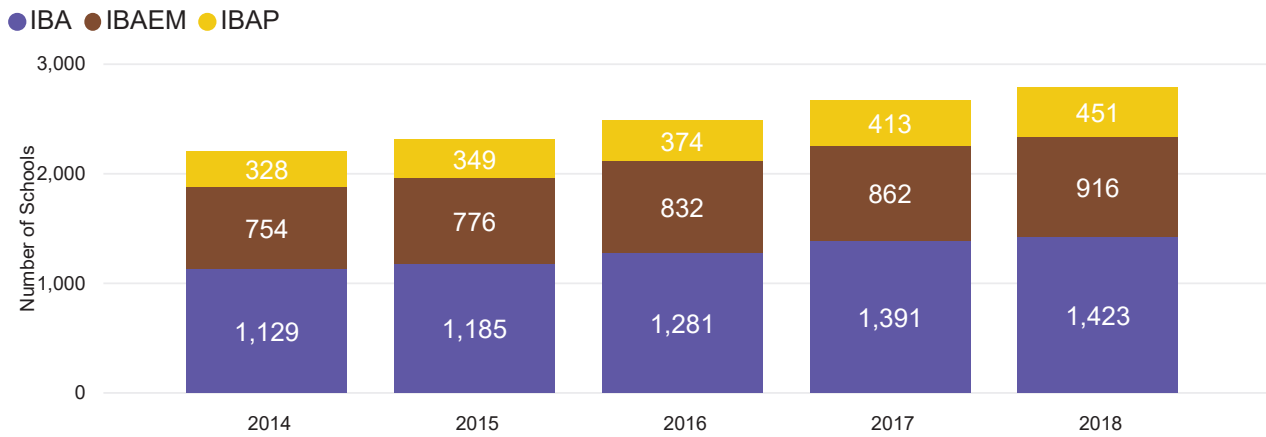


# Schools

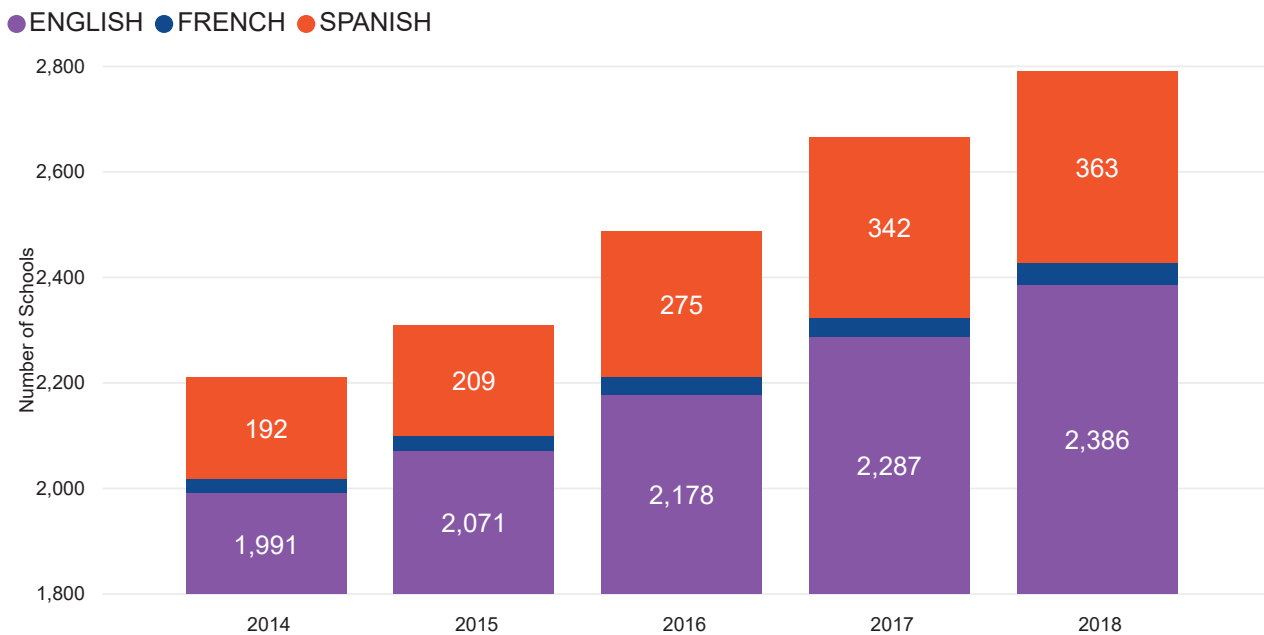
Number of Schools by Cohort Size

	2014	2015	2016	2017	2018
<=10 Candidates	238	269	304	349	404
11-20 Candidates	341	357	417	433	458
21-40 Candidates	564	545	606	626	640
41-60 Candidates	327	358	361	407	397
61-80 Candidates	215	230	219	227	250
81-100 Candidates	136	149	164	185	186
101-200 Candidates	288	302	309	334	341
>200 Candidates	102	100	107	105	114
<b>Total</b>	<b>2,211</b>	<b>2,310</b>	<b>2,487</b>	<b>2,666</b>	<b>2,790</b>

Growth of Schools by Region



Growth of Schools by Working Language



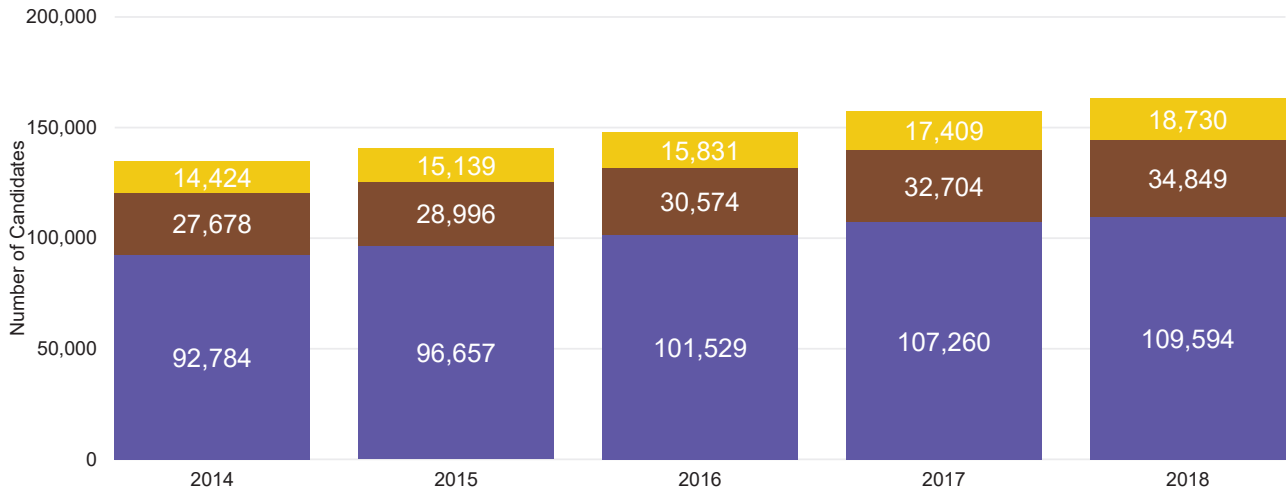
# Candidates

Growth of Candidates

2014	2015	2016	2017	2018
134,886	140,792	147,934	157,373	163,173

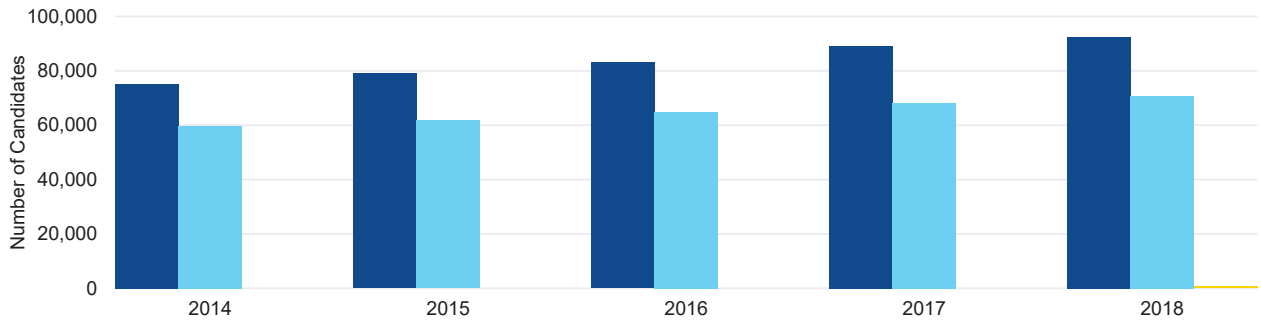
Growth of Candidates by Region

● IBA ● IBAEM ● IBAP



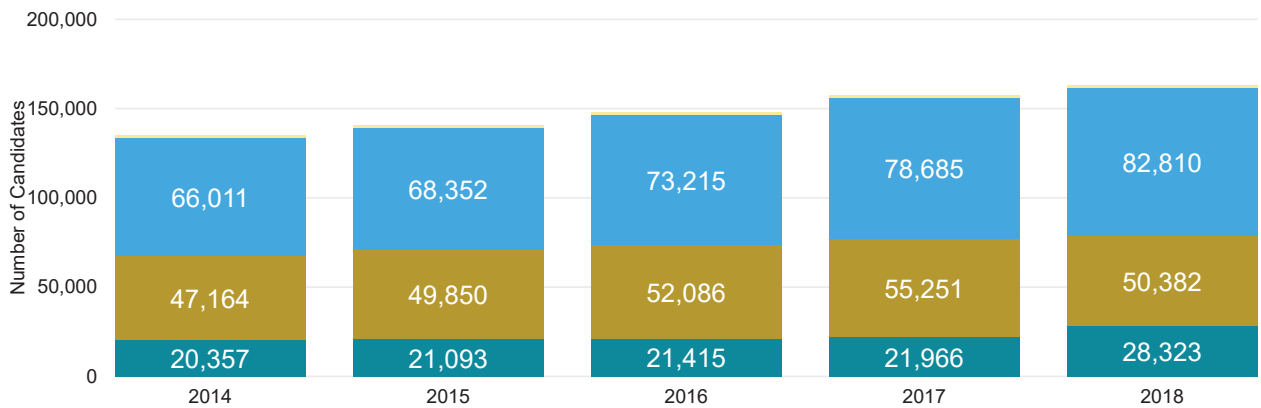
Growth of Candidates by Gender

● F ● M ● X



Growth of Candidates by Category

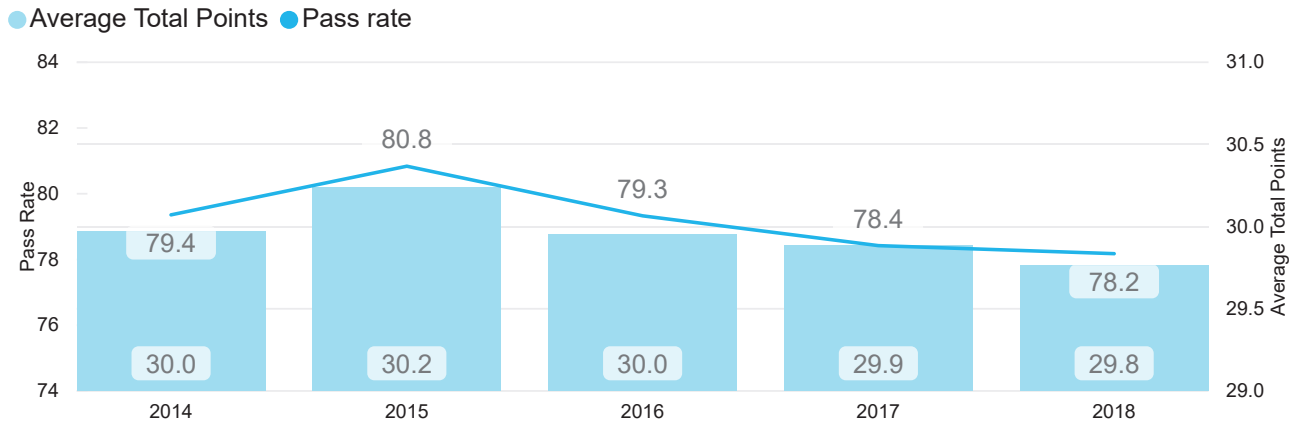
● ANTICIPATED ● COURSE ● DIPLOMA ● RETAKE



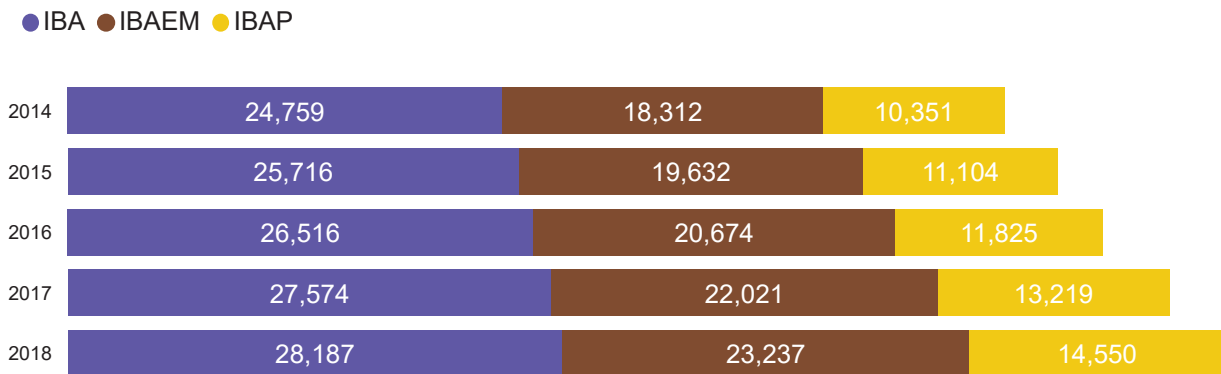
# Results

## (Diploma and Retake Category Candidates)

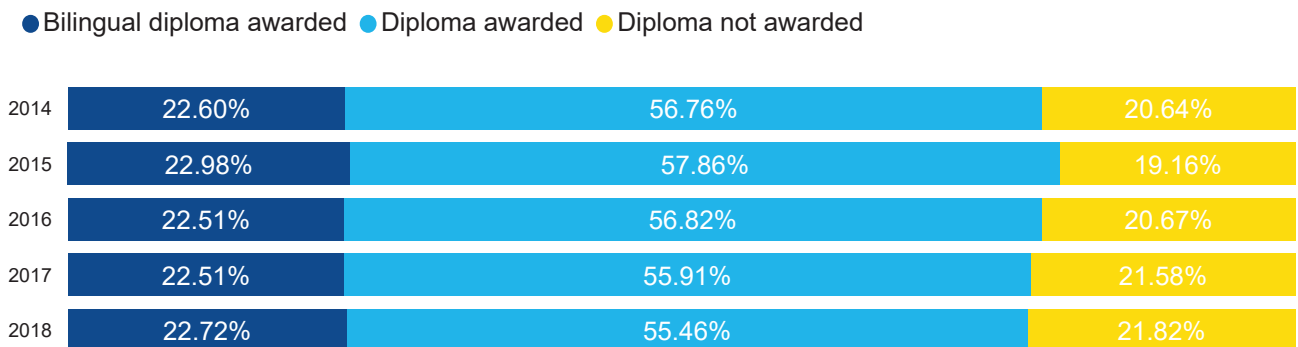
Diploma Pass Rate and Mean Total Points



Number of Diplomas Awarded by Region

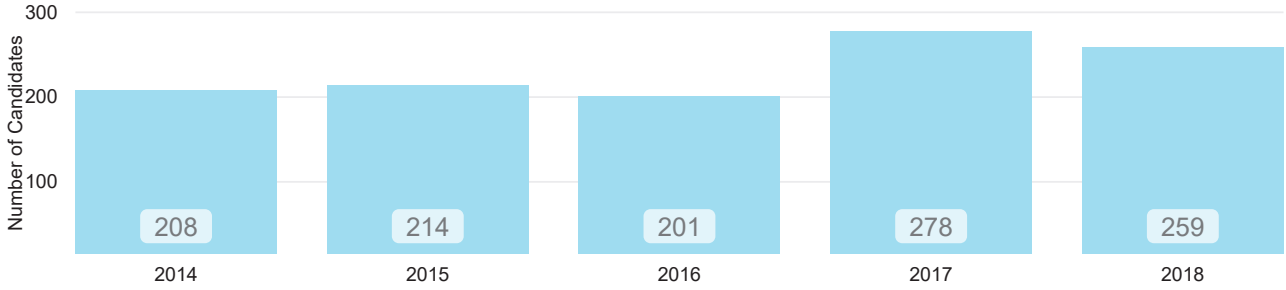


Percentage of Diplomas Awarded

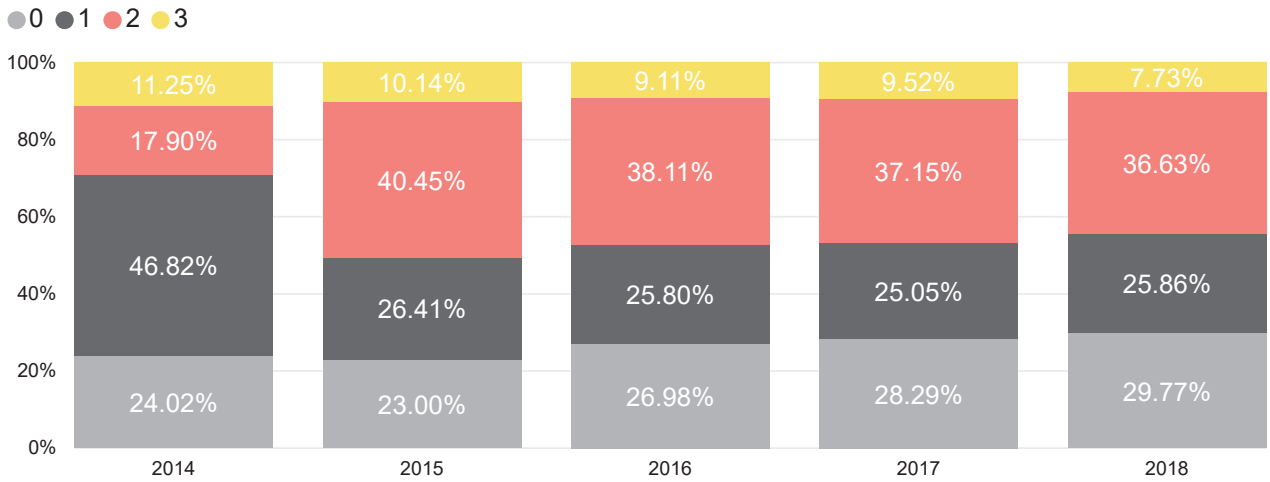


## Total Points and Bonus Points (Diploma and Retake Category Candidates)

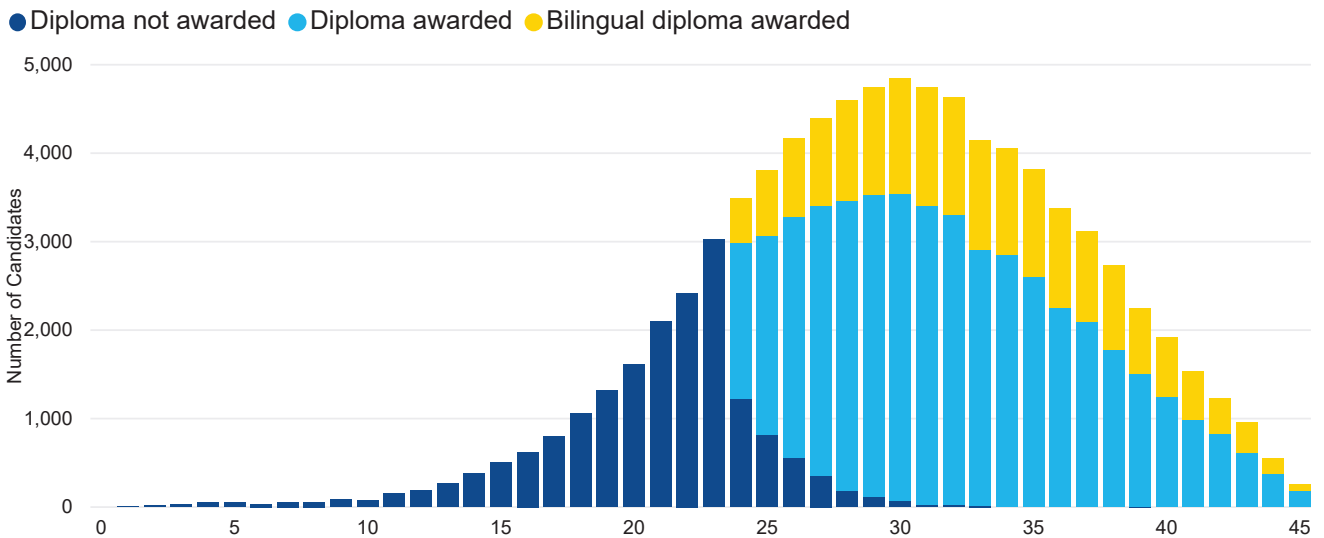
Number of Candidates Scoring 45 Points



Percentage of Candidates Scoring Bonus Points



Total Points Distribution





# Extended Essay

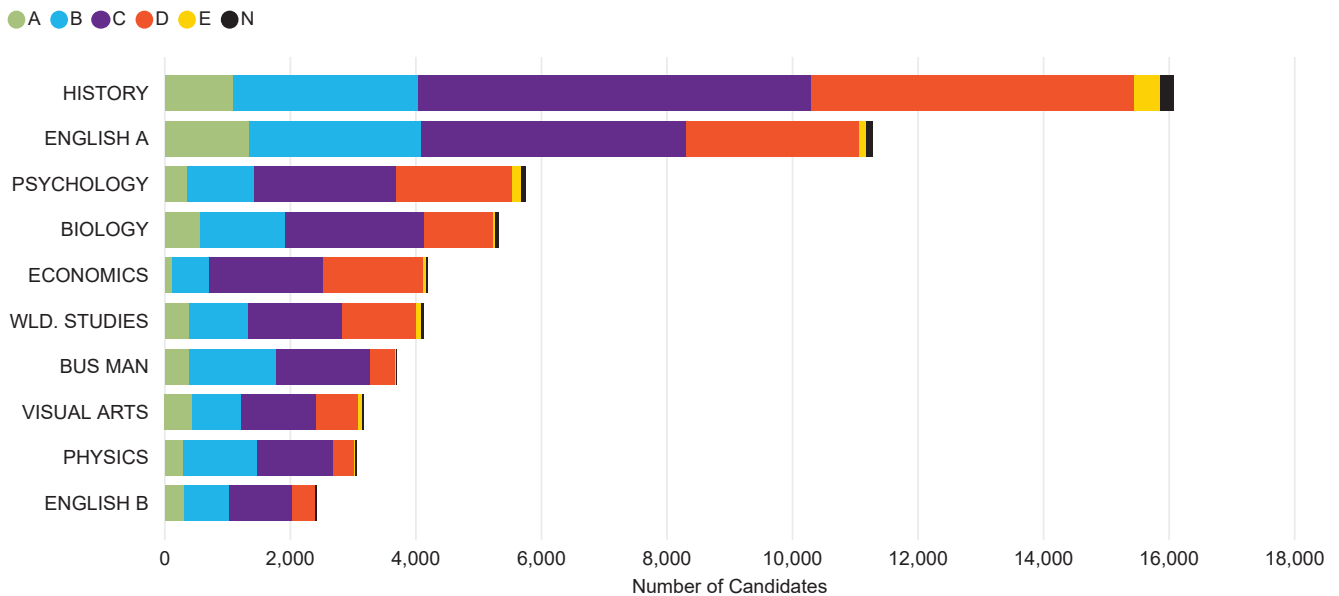
Grade Distribution by Subject Group

	A	B	C	D	E	N	Grade awarded	No grade awarded	Total
Studies in Language and Literature	2,886	4,246	5,478	3,479	143	136	16,232	136	<b>16,368</b>
Language acquisition	849	1,167	1,582	660	20	45	4,278	45	<b>4,323</b>
Individuals and societies	3,182	8,624	16,014	11,857	779	482	40,456	482	<b>40,938</b>
Sciences	1,273	3,402	4,979	2,507	111	119	12,272	119	<b>12,391</b>
Mathematics	495	700	677	256	6	13	2,134	13	<b>2,147</b>
The arts	816	1,352	2,214	1,507	125	60	6,014	60	<b>6,074</b>
Interdisciplinary	153	333	563	305	16	17	1,370	17	<b>1,387</b>
<b>Total</b>	<b>9,654</b>	<b>19,824</b>	<b>31,507</b>	<b>20,571</b>	<b>1,200</b>	<b>872</b>	<b>82,756</b>	<b>872</b>	<b>83,628</b>

% Grade Distribution by Subject Group

	A	B	C	D	E	N	Grade awarded	No grade awarded
Studies in Language and Literature	17.63%	25.94%	33.47%	21.25%	0.87%	0.83%	99.17%	0.83%
Language acquisition	19.64%	27.00%	36.59%	15.27%	0.46%	1.04%	98.96%	1.04%
Individuals and societies	7.77%	21.07%	39.12%	28.96%	1.90%	1.18%	98.82%	1.18%
Sciences	10.27%	27.46%	40.18%	20.23%	0.90%	0.96%	99.04%	0.96%
Mathematics	23.06%	32.60%	31.53%	11.92%	0.28%	0.61%	99.39%	0.61%
The arts	13.43%	22.26%	36.45%	24.81%	2.06%	0.99%	99.01%	0.99%
Interdisciplinary	11.03%	24.01%	40.59%	21.99%	1.15%	1.23%	98.77%	1.23%
<b>Total</b>	<b>11.54%</b>	<b>23.70%</b>	<b>37.68%</b>	<b>24.60%</b>	<b>1.43%</b>	<b>1.04%</b>	<b>98.96%</b>	<b>1.04%</b>

Top 10 Extended Essay Subjects



# Theory of Knowledge

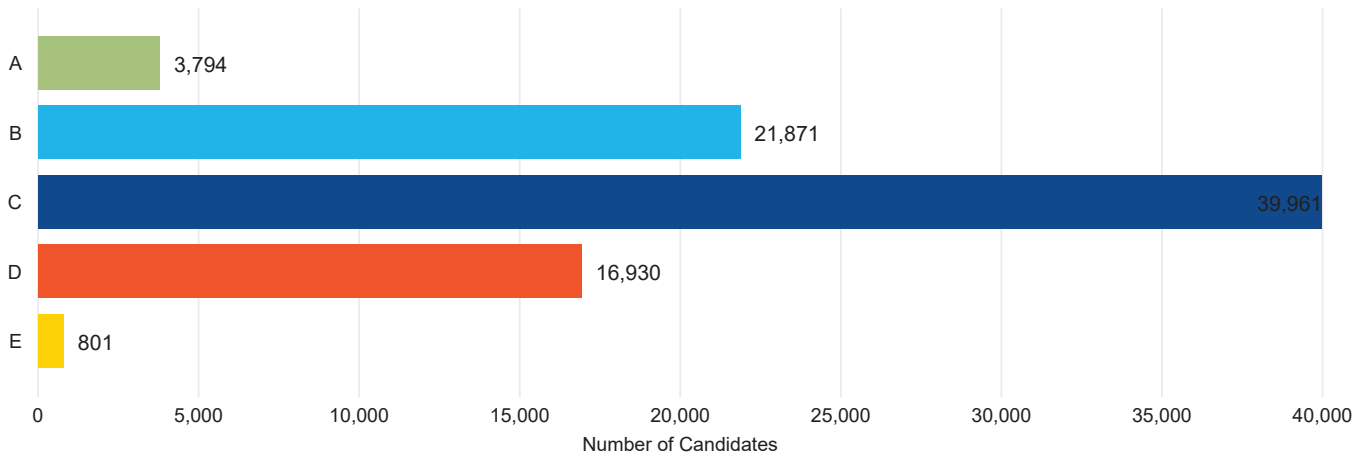
## Grade Distribution

A	B	C	D	E	N	Grade awarded	No grade awarded	Total
3,794	21,871	39,961	16,930	801	924	83357	924	<b>84281</b>

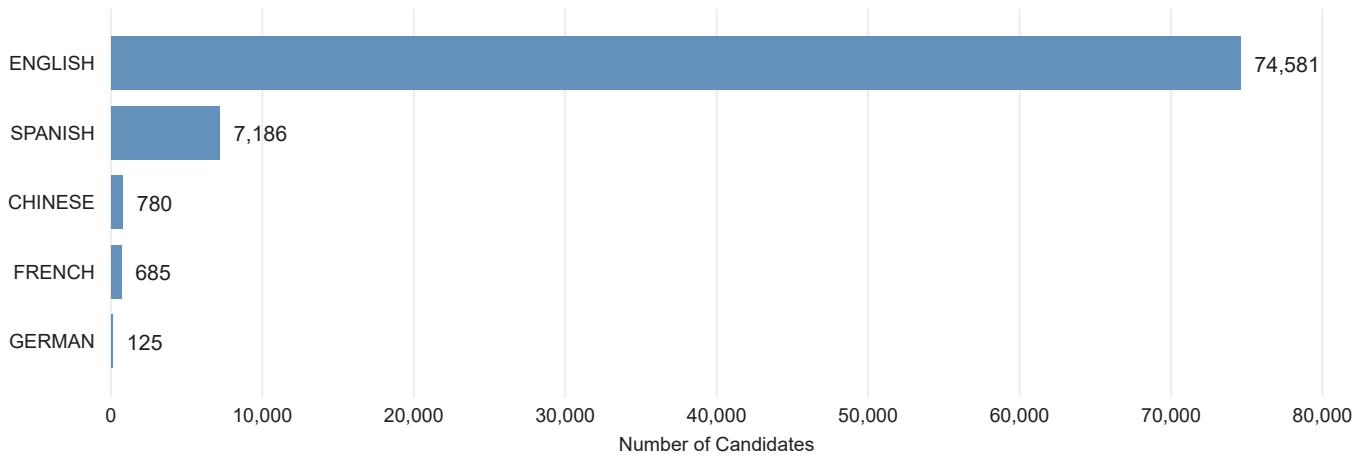
## % Grade Distribution by Subject Group

A	B	C	D	E	N	Grade awarded	No grade awarded
4.50%	25.95%	47.41%	20.09%	0.95%	1.10%	98.90%	1.10%

TOK Grade Distribution



Number of Candidates by TOK Exam Language



## Number of Candidates by School Country

Candidates		Candidates	
ALBANIA	<10	GUATEMALA	<10
ANGOLA	16	GUERNSEY	31
ANTIGUA AND BARBUDA	11	HONDURAS	85
ARGENTINA	165	HONG KONG	2,285
ARMENIA	131	HUNGARY	202
AUSTRALIA	292	ICELAND	23
AUSTRIA	478	INDIA	3,984
AZERBAIJAN	52	INDONESIA	1,452
BAHAMAS	69	IRAN, ISLAMIC REPUBLIC OF	32
BAHRAIN	605	IRAQ	19
BANGLADESH	76	IRELAND	25
BARBADOS	16	ISLE OF MAN	56
BELGIUM	360	ISRAEL	78
BERMUDA	90	ITALY	847
BOLIVIA	32	JAMAICA	72
BOSNIA AND HERZEGOVINA	209	JAPAN	528
BOTSWANA	<10	JERSEY	40
BRAZIL	536	JORDAN	562
BRUNEI DARUSSALAM	91	KAZAKHSTAN	129
BULGARIA	121	KENYA	265
CAMBODIA	119	KOREA, REPUBLIC OF	560
CAMEROON	44	KUWAIT	221
CANADA	11,134	KYRGYZSTAN	14
CAYMAN ISLANDS	22	LAO PEOPLE'S DEMOCRATIC REPUBLIC	24
CHILE	685	LATVIA	97
CHINA	4,011	LEBANON	256
COLOMBIA	1,269	LESOTHO	104
COSTA RICA	332	LITHUANIA	126
COTE D'IVOIRE	16	LUXEMBOURG	164
CROATIA	92	MACAO	21
CUBA	17	MACEDONIA, THE FORMER YUGOSLAV REPUBLIC OF	92
CURAÇAO	30	MALAWI	18
CYPRUS	35	MALAYSIA	745
CZECH REPUBLIC	350	MALTA	61
DENMARK	672	MAURITIUS	31
DOMINICAN REPUBLIC	125	MEXICO	3,195
ECUADOR	3,080	MONACO	32
EGYPT	488	MONGOLIA	42
EL SALVADOR	177	MONTENEGRO	<10
ESTONIA	60	MOROCCO	66
ETHIOPIA	104	MOZAMBIQUE	38
FIJI	<10	MYANMAR	57
FINLAND	593	NAMIBIA	19
FRANCE	532	NEPAL	61
GABON	<10	NETHERLANDS	4,860
GEORGIA	35	NEW ZEALAND	151
GERMANY	2,078	NICARAGUA	26
GHANA	220	NIGERIA	44
GREECE	690		
GUAM	39		

	Candidates
NORWAY	717
OMAN	126
PAKISTAN	120
PALESTINE, STATE OF	97
PANAMA	122
PERU	150
PHILIPPINES	745
POLAND	1,279
PORTUGAL	322
QATAR	441
ROMANIA	88
RUSSIAN FEDERATION	180
RWANDA	50
SAUDI ARABIA	478
SENEGAL	57
SERBIA	66
SINGAPORE	1,493
SINT MAARTEN (DUTCH)	18
SLOVAKIA	110
SLOVENIA	96
SOUTH AFRICA	83
SPAIN	3,005
SRI LANKA	29
SUDAN	17
SWAZILAND	18
SWEDEN	1,298
SWITZERLAND	1,837
TAIWAN	349
TANZANIA, UNITED REPUBLIC OF	164
THAILAND	986
TOGO	38
TUNISIA	24
TURKEY	920
UGANDA	81
UKRAINE	57
UNITED ARAB EMIRATES	1,903
UNITED KINGDOM	4,625
UNITED STATES	87,957
URUGUAY	57
UZBEKISTAN	28
VENEZUELA	123
VIETNAM	469
VIRGIN ISLANDS, U.S.	10
ZAMBIA	48
ZIMBABWE	24

Excludes withdrawn candidates.

Countries with less than ten candidates shows only <10

## Number of Candidates by First Nationality

Candidates		Candidates	
AFGHANISTAN	41	CYPRUS	27
ALBANIA	75	CZECH REPUBLIC	245
ALGERIA	24	DENMARK	649
AMERICAN SAMOA	<10	DJIBOUTI	<10
ANDORRA	<10	DOMINICA	<10
ANGOLA	27	DOMINICAN REPUBLIC	172
ANGUILLA	<10	ECUADOR	3,072
ANTIGUA AND BARBUDA	<10	EGYPT	629
ARGENTINA	316	EL SALVADOR	270
ARMENIA	60	EQUATORIAL GUINEA	<10
AUSTRALIA	864	ERITREA	41
AUSTRIA	311	ESTONIA	81
AZERBAIJAN	57	ETHIOPIA	135
BAHAMAS	57	FAROE ISLANDS	<10
BAHRAIN	472	FIJI	<10
BANGLADESH	206	FINLAND	623
BARBADOS	24	FRANCE	990
BELARUS	33	FRENCH POLYNESIA	<10
BELGIUM	366	GABON	<10
BELIZE	10	GAMBIA	<10
BENIN	<10	GEORGIA	39
BERMUDA	80	GERMANY	2,321
BHUTAN	22	GHANA	165
BOLIVIA	77	GIBRALTAR	<10
BOSNIA AND HERZEGOVINA	118	GREECE	683
BOTSWANA	<10	GREENLAND	<10
BRAZIL	768	GRENADA	<10
BRITISH INDIAN OCEAN TERRITORY	<10	GUAM	<10
BRUNEI DARUSSALAM	35	GUATEMALA	79
BULGARIA	199	GUERNSEY	<10
BURKINA FASO	<10	GUINEA	<10
BURUNDI	11	GUINEA-BISSAU	<10
CAMBODIA	73	GUYANA	<10
CAMEROON	63	HAITI	83
CANADA	10,367	HONDURAS	150
CAPE VERDE	<10	HONG KONG	1,054
CAYMAN ISLANDS	17	HUNGARY	175
CENTRAL AFRICAN REPUBLIC	<10	ICELAND	33
CHAD	<10	INDIA	5,198
CHILE	649	INDONESIA	1,223
CHINA	4,093	IRAN, ISLAMIC REPUBLIC OF	204
COLOMBIA	1,411	IRAQ	116
COMOROS	<10	IRELAND	156
CONGO	19	ISLE OF MAN	11
CONGO, THE DEMOCRATIC REPUBLIC OF THE	<10	ISRAEL	186
COSTA RICA	220	ITALY	1,408
COTE D'IVOIRE	18	JAMAICA	119
CROATIA	136	JAPAN	811
CUBA	114	JERSEY	10
		JORDAN	668
		KAZAKHSTAN	208

	Candidates
KENYA	216
KOREA, DEMOCRATIC PEOPLE'S REPUBLIC OF	38
KOREA, REPUBLIC OF	2,262
KUWAIT	175
KYRGYZSTAN	18
LAO PEOPLE'S DEMOCRATIC REPUBLIC	23
LATVIA	117
LEBANON	248
LESOTHO	106
LIBERIA	10
LIBYA	38
LIECHTENSTEIN	<10
LITHUANIA	191
LUXEMBOURG	56
MACAO	24
MACEDONIA, THE FORMER YUGOSLAV REPUBLIC OF	99
MADAGASCAR	10
MALAWI	16
MALAYSIA	691
MALDIVES	<10
MALI	<10
MALTA	18
MARSHALL ISLANDS	<10
MARTINIQUE	<10
MAURITANIA	<10
MAURITIUS	40
MEXICO	3,873
MOLDOVA, REPUBLIC OF	23
MONACO	<10
MONGOLIA	62
MONTENEGRO	25
MOROCCO	72
MOZAMBIQUE	21
MYANMAR	52
NAMIBIA	20
NEPAL	168
NETHERLANDS	4,704
NETHERLANDS ANTILLES	14
NEW CALEDONIA	<10
NEW ZEALAND	174
NICARAGUA	42
NIGER	<10
NIGERIA	254
NORTHERN MARIANA ISLANDS	<10
NORWAY	534
OMAN	76

	Candidates
OTHER	13
PAKISTAN	447
PALAU	<10
PALESTINE, STATE OF	140
PANAMA	51
PAPUA NEW GUINEA	<10
PARAGUAY	<10
PERU	205
PHILIPPINES	854
POLAND	1,343
PORTUGAL	375
PUERTO RICO	70
QATAR	101
ROMANIA	195
RUSSIAN FEDERATION	809
RWANDA	58
SAINT KITTS AND NEVIS	<10
SAINT LUCIA	<10
SAINT VINCENT AND THE GRENADINES	<10
SAMOA	<10
SAUDI ARABIA	341
SENEGAL	45
SERBIA	111
SEYCHELLES	<10
SIERRA LEONE	<10
SINGAPORE	453
SLOVAKIA	120
SLOVENIA	105
SOMALIA	46
SOUTH AFRICA	242
SOUTH SUDAN	<10
SPAIN	3,091
SRI LANKA	85
STATELESS	<10
SUDAN	47
SURINAME	<10
SWAZILAND	<10
SWEDEN	1,060
SWITZERLAND	603
SYRIAN ARAB REPUBLIC	175
TAIWAN	485
TAJIKISTAN	16
TANZANIA, UNITED REPUBLIC OF	132
THAILAND	534
TIMOR-LESTE	<10
TOGO	30

	Candidates	Candidates with Dual Nationality
TONGA	<10	12,845
TRINIDAD AND TOBAGO	24	
TUNISIA	25	
TURKEY	984	
TURKMENISTAN	<10	
TURKS AND CAICOS ISLANDS	<10	
UGANDA	51	
UKRAINE	201	
UNITED ARAB EMIRATES	175	
UNITED KINGDOM	4,775	
UNITED STATES	85,186	
UNITED STATES MINOR OUTLYING ISLANDS	20	
URUGUAY	58	
UZBEKISTAN	28	
VANUATU	<10	
VENEZUELA	306	
VIETNAM	616	
VIRGIN ISLANDS, BRITISH	<10	
VIRGIN ISLANDS, U.S.	11	
WESTERN SAHARA	<10	
YEMEN	25	
ZAMBIA	40	
ZIMBABWE	42	

Excludes withdrawn candidates.

Nationalities with less than ten candidates shows only <10

## Candidates Distributed by Number of Points

Total Points	Diploma Awarded		Diploma Not Awarded		
	Candidates	% Candidates	Candidates	% Candidates	
1			<10		
2			15	0.08%	
3			31	0.17%	
4			49	0.27%	
5			49	0.27%	
6			35	0.19%	
7			57	0.31%	
8			58	0.32%	
9			85	0.46%	
10			77	0.42%	
11			152	0.83%	
12			189	1.03%	
13			265	1.45%	
14			376	2.06%	
15			506	2.77%	
16			623	3.41%	
17			799	4.37%	
18			1061	5.80%	
19			1322	7.23%	
20			1615	8.83%	
21			2096	11.46%	
22			2419	13.23%	
23			3023	16.53%	
24	2262	3.43%	1227	6.71%	
25	2988	4.53%	816	4.46%	
26	3612	5.47%	557	3.05%	
27	4046	6.13%	352	1.92%	
28	4420	6.70%	185	1.01%	
29	4635	7.03%	117	0.64%	
30	4777	7.24%	67	0.37%	
31	4720	7.15%	26	0.14%	
32	4608	6.98%	30	0.16%	
33	4134	6.27%	12	0.07%	
34	4045	6.13%	<10		
35	3816	5.78%	<10		
36	3376	5.12%	<10		
37	3111	4.72%	<10		
38	2727	4.13%	<10		
39	2248	3.41%	<10		
40	1917	2.91%			
41	1536	2.33%			
42	1226	1.86%			
43	958	1.45%			
44	553	0.84%			
45	259	0.39%			
<b>Total</b>	<b>65974</b>	<b>100.00%</b>	<b>18291</b>	<b>&lt;10</b>	<b>100.00%</b>



## Year on Year growth

Year	Number of schools entered	Percentage of increase	Number of candidates examined	Percentage of increase	Average number of candidates per school	Number of diploma and retake candidates	Average number of diploma and retake candidates per school
1990	301		13,122		43.6	4,263	14.2
1991	322	6.98%	14,528	10.71%	45.1	4,784	14.9
1992	346	7.45%	15,822	8.91%	45.7	5,652	16.3
1993	370	6.94%	17,223	8.85%	46.5	6,375	17.2
1994	403	8.92%	19,238	11.70%	47.7	7,282	18.1
1995	434	7.69%	20,920	8.74%	48.2	8,326	19.2
1996	452	4.15%	23,099	10.42%	51.1	9,330	20.6
1997	501	10.84%	26,210	13.47%	52.3	10,784	21.5
1998	566	12.97%	29,156	11.24%	51.5	12,395	21.9
1999	630	11.31%	32,650	11.98%	51.8	13,930	22.1
2000	674	6.98%	36,251	11.03%	53.8	15,451	22.9
2001	739	9.64%	40,047	10.47%	54.2	16,746	22.7
2002	823	11.37%	46,119	15.16%	56.0	19,694	23.9
2003	883	7.29%	51,384	11.42%	58.2	22,491	25.5
2004	970	9.85%	56,469	9.90%	58.2	24,942	25.7
2005	1,054	8.66%	63,084	11.71%	59.9	27,767	26.3
2006	1,176	11.57%	71,126	12.75%	60.5	31,906	27.1
2007	1,288	9.52%	78,860	10.87%	61.2	35,653	27.7
2008	1,426	10.71%	86,485	9.67%	60.6	39,598	27.8
2009	1,579	10.73%	95,244	10.13%	60.3	44,759	28.3
2010	1,728	9.44%	103,194	8.35%	59.7	48,605	28.1
2011	1,926	11.46%	111,276	7.83%	57.8	53,288	27.7
2012	2,064	7.17%	119,307	7.22%	57.8	57,187	27.7
2013	2,156	4.46%	127,075	6.51%	58.9	61,644	28.6
2014	2,211	2.55%	135,045	6.27%	61.1	67,524	30.5
2015	2,437	10.22%	141,828	5.02%	58.2	69,975	28.7
2016	2,485	1.97%	147,843	4.24%	59.5	74,581	30.0
2017	2,666	7.28%	157,488	6.52%	59.1	80,358	30.1
2018	2,790	4.65%	163,173	3.61%	58.5	84,468	30.3

## Subjects

Grade Distribution by Subject Group

Group	Candidates	Mean Grade	% 1	% 2	% 3	% 4	% 5	% 6	% 7
Studies in Language and Literature	117,449	4.97	0.01	0.67	6.05	24.70	37.98	25.05	5.54
Language acquisition	94,270	5.27	0.05	1.32	7.03	16.67	26.23	35.06	13.63
Individuals and societies	142,717	4.62	0.26	4.05	13.41	27.78	30.44	18.09	5.97
Sciences	118,842	4.28	1.26	9.99	20.83	24.58	21.15	14.82	7.37
Mathematics	99,895	4.32	1.84	10.33	18.00	24.14	22.51	15.70	7.49
The arts	27,842	4.39	0.20	4.79	20.24	28.59	27.00	14.63	4.55
Interdisciplinary	14,059	4.18	1.22	9.26	22.34	26.00	24.44	12.29	4.44
<b>Total</b>	<b>615,074</b>	<b>4.66</b>	<b>0.65</b>	<b>5.30</b>	<b>13.69</b>	<b>24.26</b>	<b>27.87</b>	<b>20.74</b>	<b>7.49</b>

Studies in Language and Literature Grade Distribution

Subject	Candidates	Mean Grade	% 1	% 2	% 3	% 4	% 5	% 6	% 7
ALBANIA A LIT SL	28	6.64					3.57	28.57	67.86
AMHARIC A LIT HL	13	6.54					7.69	30.77	61.54
AMHARIC A LIT SL	30	6.23				3.33	16.67	33.33	46.67
ARABIC A LAL HL	144	5.21			4.86	13.89	40.28	37.50	3.47
ARABIC A LAL SL	322	5.25			1.24	18.94	38.51	36.65	4.66
ARABIC A LIT HL	106	5.28			2.83	13.21	43.40	33.96	6.60
ARABIC A LIT SL	397	5.14		1.53	8.91	15.01	31.81	34.10	8.65
ARMENIA A LIT SL	21	6.10					23.81	42.86	33.33
BENGALI A LIT SL	14	5.71					50.00	28.57	21.43
BOSNIAN A LIT HL	52	6.12					13.46	61.54	25.00
BOSNIAN A LIT SL	11	5.64			9.09	18.18		45.45	27.27
BULGARI A LIT HL	43	6.10					17.07	56.10	26.83
BULGARI A LIT SL	15	6.40						60.00	40.00
BURMESE A LIT HL	10	5.40				20.00	30.00	40.00	10.00
CATALAN A LIT HL	116	5.93				1.83	23.85	54.13	20.18
CATALAN A LIT SL	49	5.57				12.24	30.61	44.90	12.24
CHINESE A LAL HL	592	5.67			0.17	3.57	35.99	49.75	10.53
CHINESE A LAL SL	1,210	5.82			0.25	4.15	23.57	57.01	15.02
CHINESE A LIT HL	497	5.51			0.61	8.37	39.80	42.04	9.18
CHINESE A LIT SL	1,328	5.40		0.08	0.68	10.29	41.83	42.74	4.39
CROATIA A LIT HL	76	4.91			9.33	22.67	45.33	13.33	9.33
CROATIA A LIT SL	18	5.39				16.67	38.89	33.33	11.11
CZECH A LIT HL	80	5.40			3.75	8.75	40.00	38.75	8.75
CZECH A LIT SL	41	5.68		2.50	7.50	2.50	22.50	37.50	27.50
DANISH A LIT HL	160	5.60			0.63	9.38	36.25	36.88	16.88
DANISH A LIT SL	122	5.84			2.46	9.02	22.95	33.61	31.97
DUTCH A LAL HL	128	5.16			3.15	18.90	39.37	36.22	2.36
DUTCH A LAL SL	151	5.19			0.66	21.19	43.05	29.14	5.96
DUTCH A LIT HL	22	5.68					31.82	68.18	
DUTCH A LIT SL	126	5.44			1.59	9.52	40.48	40.48	7.94
ENGLISH A LAL HL	24,839	4.99	0.01	0.54	5.54	24.48	38.15	26.10	5.18
ENGLISH A LAL SL	15,284	5.11		0.24	2.72	21.89	40.35	30.75	4.05
ENGLISH A LIT HL	41,420	4.73	0.01	0.99	8.50	30.66	39.53	17.38	2.93
ENGLISH A LIT SL	7,009	5.04	0.01	0.36	4.73	23.06	39.99	26.29	5.55

Studies in Language and Literature Grade Distribution

Subject	Candidates	Mean Grade	% 1	% 2	% 3	% 4	% 5	% 6	% 7
ESTONIA A LIT HL	18	6.33					16.67	33.33	50.00
ESTONIA A LIT SL	17	6.53						47.06	52.94
FILIPIN A LIT HL	11	5.45				9.09	54.55	18.18	18.18
FILIPIN A LIT SL	57	5.25				21.43	42.86	25.00	10.71
FINNISH A LIT HL	158	5.53			0.64	9.62	38.46	39.10	12.18
FINNISH A LIT SL	177	5.49			0.57	13.71	33.14	41.14	11.43
FRENCH A LAL HL	436	5.13			2.10	23.08	42.42	24.71	7.69
FRENCH A LAL SL	535	5.33			1.33	18.75	34.85	35.42	9.66
FRENCH A LIT HL	496	5.16			3.05	23.42	35.64	29.74	8.15
FRENCH A LIT SL	276	5.09		0.72	2.54	26.45	36.23	25.72	8.33
GEORGIA A LIT HL	11	6.18					27.27	27.27	45.45
GERMAN A LAL HL	386	5.44			0.78	16.06	30.31	44.30	8.55
GERMAN A LAL SL	547	5.34			0.92	20.81	33.33	32.97	11.97
GERMAN A LIT HL	661	5.14			1.67	20.24	44.60	29.22	4.26
GERMAN A LIT SL	326	5.02		1.85	4.01	27.16	35.19	20.99	10.80
HEBREW A LIT SL	35	6.14					17.14	51.43	31.43
HINDI A LIT HL	50	5.76				4.00	30.00	52.00	14.00
HINDI A LIT SL	127	5.93		0.79	1.57	8.66	14.17	42.52	32.28
HUNGARI A LIT HL	17	5.76				5.88	29.41	47.06	17.65
HUNGARI A LIT SL	43	5.84			2.33	2.33	32.56	34.88	27.91
INDONES A LAL HL	160	5.41			2.55	10.19	37.58	42.68	7.01
INDONES A LAL SL	179	5.53				7.30	39.33	46.63	6.74
INDONES A LIT HL	73	5.53				8.22	43.84	34.25	13.70
INDONES A LIT SL	178	5.54			2.25	9.55	35.96	36.52	15.73
ITALIAN A LAL HL	109	5.64				6.42	32.11	52.29	9.17
ITALIAN A LAL SL	113	5.66				3.54	37.17	48.67	10.62
ITALIAN A LIT HL	207	5.17			1.46	25.24	36.41	29.13	7.77
ITALIAN A LIT SL	170	5.04		1.78	5.92	24.26	28.99	32.54	6.51
JAPANES A LAL HL	121	5.97				1.65	23.14	52.07	23.14
JAPANES A LAL SL	104	5.55				9.71	39.81	35.92	14.56
JAPANES A LIT HL	99	6.09				3.03	14.14	53.54	29.29
JAPANES A LIT SL	126	5.93			1.59	3.97	23.81	41.27	29.37
KAZAKH A LIT SL	24	4.79			4.17	33.33	41.67	20.83	
KHMER A LIT HL	17	6.59						41.18	58.82
KHMER A LIT SL	32	6.50				3.13	3.13	34.38	59.38
KOREAN A LAL HL	121	6.09			1.65	0.83	19.01	43.80	34.71
KOREAN A LAL SL	166	5.93			0.61	4.85	19.39	50.91	24.24
KOREAN A LIT HL	199	5.87				1.02	30.46	49.24	19.29
KOREAN A LIT SL	450	6.01		0.22	0.45	2.00	21.16	47.44	28.73
LATVIAN A LIT HL	32	5.63				3.13	40.63	46.88	9.38
LATVIAN A LIT SL	13	5.38				7.69	61.54	15.38	15.38
LITHUAN A LIT HL	37	5.89				2.78	27.78	47.22	22.22
LITHUAN A LIT SL	75	5.79			1.33	9.33	20.00	48.00	21.33
MACEDON A LIT HL	48	6.58					6.25	29.17	64.58
MACEDON A LIT SL	19	6.74						26.32	73.68
MALAY A LIT HL	18	6.22					11.11	55.56	33.33
MALAY A LIT SL	179	6.29				2.23	3.91	56.42	37.43
MOD. GR A LAL HL	55	6.11					16.36	56.36	27.27
MOD. GR A LAL SL	106	5.83				4.76	31.43	40.00	23.81
MOD. GR A LIT HL	37	5.62				5.41	45.95	29.73	18.92
MOD. GR A LIT SL	327	5.45			1.24	14.55	34.67	37.46	12.07

Studies in Language and Literature Grade Distribution

Subject	Candidates	Mean Grade	% 1	% 2	% 3	% 4	% 5	% 6	% 7
MONGOLI A LIT SL	15	6.47					6.67	40.00	53.33
NEPALI A LIT SL	29	6.19					3.70	74.07	22.22
NORWEGI A LAL HL	18	5.82					29.41	58.82	11.76
NORWEGI A LAL SL	22	5.73					31.82	63.64	4.55
NORWEGI A LIT HL	168	5.47			2.42	13.94	35.15	30.91	17.58
NORWEGI A LIT SL	108	5.31			5.71	13.33	39.05	27.62	14.29
PERSIAN A LIT HL	11	3.91			27.27	54.55	18.18		
PERSIAN A LIT SL	41	3.76	2.44	4.88	34.15	39.02	12.20	7.32	
POLISH A LIT HL	169	5.61			1.19	8.33	35.71	38.10	16.67
POLISH A LIT SL	794	5.39		0.25	1.90	15.19	36.08	34.05	12.53
PORTUGU A LAL HL	292	5.35		0.34	2.76	18.97	30.34	34.83	12.76
PORTUGU A LAL SL	158	5.52			0.64	12.74	35.03	36.94	14.65
PORTUGU A LIT HL	57	5.48				8.93	42.86	39.29	8.93
PORTUGU A LIT SL	80	5.55			5.00	11.25	27.50	36.25	20.00
ROMANIA A LIT HL	15	6.27						73.33	26.67
ROMANIA A LIT SL	23	6.13					4.35	78.26	17.39
RUSSIAN A LAL HL	36	5.63				8.57	37.14	37.14	17.14
RUSSIAN A LAL SL	93	5.37				19.35	35.48	34.41	10.75
RUSSIAN A LIT HL	124	5.42		1.65	3.31	15.70	28.93	31.40	19.01
RUSSIAN A LIT SL	290	4.85		0.69	8.68	29.17	34.38	20.14	6.94
SERBIAN A LIT HL	52	6.02			1.96	3.92	13.73	50.98	29.41
SERBIAN A LIT SL	36	5.97				8.33	11.11	55.56	25.00
SESOTHO A LIT HL	29	6.31					10.34	48.28	41.38
SESOTHO A LIT SL	10	6.20					10.00	60.00	30.00
SLOVAK A LIT SL	69	5.45			2.90	18.84	27.54	31.88	18.84
SLOVENE A LIT HL	72	6.26				2.78	2.78	59.72	34.72
SLOVENE A LIT SL	10	6.30					10.00	50.00	40.00
SPANISH A LAL HL	2,377	4.90		0.89	7.25	24.60	40.67	21.84	4.75
SPANISH A LAL SL	1,107	4.90		1.02	10.45	27.20	27.29	26.92	7.12
SPANISH A LIT HL	6,132	4.58	0.02	1.68	13.03	31.51	36.04	15.24	2.47
SPANISH A LIT SL	641	4.87		1.27	9.02	27.22	34.02	21.20	7.28
SWAHILI A LIT HL	15	6.20					13.33	53.33	33.33
SWAHILI A LIT SL	39	5.74			2.63	7.89	18.42	55.26	15.79
SWEDISH A LAL HL	73	5.33				15.28	50.00	20.83	13.89
SWEDISH A LAL SL	142	5.41			1.43	10.71	38.57	43.57	5.71
SWEDISH A LIT HL	177	5.51		0.57	1.14	15.91	30.11	34.09	18.18
SWEDISH A LIT SL	265	5.45			3.09	13.13	34.75	33.59	15.44
THAI A LAL HL	32	5.84				3.13	31.25	43.75	21.88
THAI A LAL SL	118	5.72				7.69	30.77	43.59	17.95
THAI A LIT HL	12	4.80				30.00	60.00	10.00	
THAI A LIT SL	32	4.34		9.38	21.88	31.25	9.38	18.75	9.38
TURKISH A LIT HL	321	5.64		0.31	0.63	5.66	37.11	40.25	16.04
TURKISH A LIT SL	328	5.64		0.62	1.86	10.84	27.24	38.39	21.05
UKRAINI A LIT SL	14	6.36						64.29	35.71
URDU A LIT SL	32	6.28				3.13	9.38	43.75	43.75
VIETNAM A LIT HL	71	5.25			1.47	4.41	64.71	26.47	2.94
VIETNAM A LIT SL	125	5.33		1.64	3.28	13.93	36.89	30.33	13.93

Language Acquisition Grade Distribution

Subject	Candidates	Mean Grade	% 1	% 2	% 3	% 4	% 5	% 6	% 7
ARABIC AB. SL	310	4.64	1.32	5.30	15.56	19.87	29.80	20.20	7.95
ARABIC B HL	1,027	5.89			0.79	6.25	20.34	48.12	24.50
ARABIC B SL	485	5.64		0.82	3.30	7.84	23.51	48.45	16.08
CHINESE B HL	970	6.32		0.21	0.31	2.18	7.77	43.73	45.80
CHINESE B SL	2,569	5.93		0.51	3.46	8.46	17.78	29.27	40.52
CLASS.GREEK HL	17	6.59					5.88	29.41	64.71
CLASS.GREEK SL	16	6.33		6.67		6.67	6.67		80.00
DANISH B HL	218	5.58			5.58	14.88	19.07	36.74	23.72
DANISH B SL	51	4.78		5.88	11.76	19.61	31.37	23.53	7.84
DUTCH B HL	147	6.01			0.68	5.44	14.29	51.70	27.89
DUTCH B SL	130	5.50			3.08	10.77	32.31	40.77	13.08
ENGLISH AB. SL	2,100	4.45	0.05	5.36	23.95	23.75	21.93	17.19	7.76
ENGLISH B HL	15,171	5.75		0.03	0.71	5.36	25.43	54.81	13.66
ENGLISH B SL	2,384	5.84		0.13	1.15	6.58	21.58	47.91	22.65
FINNISH B HL	31	6.32					3.23	61.29	35.48
FINNISH B SL	42	6.12				4.88	17.07	39.02	39.02
FRENCH AB. SL	3,827	4.94	0.19	3.08	10.38	22.56	25.94	28.38	9.48
FRENCH B HL	3,854	5.17	0.05	1.91	11.09	18.80	19.69	32.56	15.89
FRENCH B SL	12,251	5.02	0.05	1.80	8.49	23.68	27.20	29.66	9.13
GERMAN AB. SL	1,358	4.99		2.46	10.95	19.21	29.78	27.25	10.35
GERMAN B HL	1,566	5.78			2.45	7.60	23.05	42.88	24.02
GERMAN B SL	1,873	5.13		0.49	8.87	20.83	27.27	31.60	10.93
HEBREW B SL	45	5.38		2.22	8.89	11.11	31.11	20.00	26.67
HINDI B HL	498	5.44			1.41	11.24	34.74	47.39	5.22
HINDI B SL	912	5.77			0.22	3.41	26.84	57.76	11.77
INDONESIAN B HL	216	6.17				0.47	8.84	63.72	26.98
INDONESIAN B SL	163	6.15			0.61	0.61	7.98	65.03	25.77
ITALIAN AB. SL	637	4.87	0.16	2.06	11.27	25.56	28.10	23.49	9.37
ITALIAN B HL	203	5.96			6.40	10.84	8.37	29.56	44.83
ITALIAN B SL	406	4.69		1.52	23.04	26.33	18.48	14.94	15.70
JAPANESE AB. SL	379	4.98		5.38	14.25	12.63	25.27	29.30	13.17
JAPANESE B HL	119	6.05			0.85	5.08	22.88	30.51	40.68
JAPANESE B SL	339	5.20			3.61	24.70	32.23	26.51	12.95
KOREAN B HL	64	6.17				1.59	19.05	39.68	39.68
KOREAN B SL	66	5.25			9.23	20.00	21.54	35.38	13.85
LATIN HL	304	4.39	1.66	8.97	22.92	21.93	15.61	17.28	11.63
LATIN SL	1,056	3.92	0.68	13.90	28.47	24.61	17.95	10.33	4.05
MALAY AB. SL	46	6.24					13.33	48.89	37.78
MANDARIN AB. SL	1,348	5.48		1.57	8.51	12.99	19.33	32.54	25.07
NORWEGIAN B HL	118	5.52		0.89	5.36	13.39	24.11	33.93	22.32
NORWEGIAN B SL	78	5.42		2.60	7.79	14.29	23.38	24.68	27.27
PORTUGUESE B HL	61	5.92				13.33	15.00	38.33	33.33
PORTUGUESE B SL	55	5.91				12.73	18.18	34.55	34.55
RUSSIAN AB. SL	104	5.54			5.88	15.69	28.43	18.63	31.37
RUSSIAN B HL	76	6.45			2.63	1.32	6.58	27.63	61.84
RUSSIAN B SL	102	6.08			2.00	7.00	14.00	35.00	42.00
SPANISH AB. SL	7,192	4.96	0.10	2.27	8.93	24.41	29.03	25.02	10.23
SPANISH B HL	8,101	5.38	0.05	1.11	6.50	14.97	23.85	37.20	16.32
SPANISH B SL	20,744	5.08	0.01	0.68	7.87	21.24	32.36	28.94	8.91
SWAHILI AB. SL	55	5.56		1.82	1.82	12.73	25.45	38.18	20.00

Language Acquisition Grade Distribution

Subject	Candidates	Mean Grade	% 1	% 2	% 3	% 4	% 5	% 6	% 7
SWAHILI B HL	46	5.87				2.17	26.09	54.35	17.39
SWAHILI B SL	66	5.52				12.12	30.30	51.52	6.06
SWEDISH B HL	154	5.57			5.33	10.00	24.00	44.00	16.67
SWEDISH B SL	115	5.13			6.31	23.42	32.43	27.03	10.81

Individuals and Societies Grade Distribution

Subject	Candidates	Mean Grade	% 1	% 2	% 3	% 4	% 5	% 6	% 7
ART HISTORY SL	182	4.89	0.61	4.24	8.48	24.85	27.27	23.03	11.52
BRAZ.SOC.STUD SL	144	4.73		2.08	17.36	26.39	22.92	22.22	9.03
BUS MAN HL	13,165	4.70	0.20	4.34	11.53	27.38	27.65	23.27	5.64
BUS MAN SL	7,112	4.93	0.25	3.14	10.76	20.51	32.24	21.16	11.94
CHILE & PAC. SL	40	5.15				22.50	45.00	27.50	5.00
CL.GK.ROM.ST. SL	14	6.00					35.71	28.57	35.71
ECONOMICS HL	15,969	5.13	0.16	2.76	8.06	17.50	29.58	28.20	13.74
ECONOMICS SL	9,178	4.72	0.54	4.25	17.51	19.35	26.31	22.91	9.12
GEOGRAPHY HL	5,298	5.23	0.06	0.74	7.53	17.30	30.46	29.86	14.06
GEOGRAPHY SL	3,594	4.84	0.25	3.68	11.63	24.65	26.17	23.09	10.53
GLOB. POL HL	1,688	5.13		1.32	4.87	19.41	36.36	30.35	7.69
GLOB. POL SL	932	4.83		1.81	7.23	27.80	37.97	19.55	5.65
HISTORY HL	44,434	4.26	0.26	4.98	17.43	36.53	29.22	9.49	2.07
HISTORY SL	7,621	4.56	0.38	3.28	10.53	31.51	36.73	15.10	2.49
ITGS HL	1,388	4.42	0.15	1.82	15.67	36.30	31.78	12.83	1.46
ITGS SL	1,491	4.27	0.55	5.56	20.67	30.91	26.51	13.19	2.61
PHILOSOPHY HL	1,800	4.94		1.01	9.38	23.30	35.15	23.69	7.47
PHILOSOPHY SL	2,235	4.72	0.18	2.31	12.55	26.95	33.04	18.46	6.51
POLITICAL TH. SL	36	5.56				16.67	22.22	50.00	11.11
PSYCHOLOGY HL	10,954	4.70	0.17	3.46	10.56	24.88	37.28	20.14	3.51
PSYCHOLOGY SL	10,803	4.37	0.49	7.88	16.39	27.53	28.61	15.58	3.53
SOC.CUL.ANTH. HL	689	4.92		1.31	11.39	24.23	32.12	18.98	11.97
SOC.CUL.ANTH. SL	2,197	4.56	0.33	2.62	13.07	29.99	35.99	15.09	2.91
TURK 20TH CEN SL	447	5.51		0.68	2.71	13.32	27.99	39.28	16.03
WLD ART CULT SL	55	5.95			1.82	3.64	23.64	40.00	30.91
WORLD RELIG. SL	1,251	4.70	0.08	1.01	13.36	28.57	32.94	19.16	4.87

Sciences Grade Distribution

Subject	Candidates	Mean Grade	% 1	% 2	% 3	% 4	% 5	% 6	% 7
ASTRONOMY SL	42	4.93		7.32	12.20	12.20	29.27	26.83	12.20
BIOLOGY HL	30,980	4.35	0.81	7.46	19.91	26.92	22.80	16.63	5.47
BIOLOGY SL	20,504	4.23	0.69	10.04	22.08	25.06	23.12	13.23	5.80
CHEMISTRY HL	16,383	4.46	1.24	8.64	17.85	23.14	22.19	17.66	9.28
CHEMISTRY SL	15,398	3.99	2.83	15.36	22.66	23.46	16.29	13.21	6.19
COMPUTER SC. HL	2,022	4.28	1.97	11.40	18.76	23.30	21.33	15.43	7.82
COMPUTER SC. SL	1,911	3.80	4.05	17.93	23.87	22.62	16.63	9.29	5.62
DESIGN TECH. HL	1,189	4.49		3.74	14.20	31.97	31.97	15.65	2.47
DESIGN TECH. SL	1,089	4.01	0.29	8.30	29.49	29.49	19.92	9.77	2.73
MARINE SCI. SL	184	4.31		10.18	22.16	22.16	25.75	11.98	7.78
NOS SL	182	4.44		7.14	16.48	30.77	20.88	20.33	4.40
PHYSICS HL	12,956	4.66	0.52	6.51	17.55	22.81	21.70	16.61	14.30
PHYSICS SL	12,787	4.06	1.88	13.84	24.51	22.74	18.10	10.91	8.01
SPORTS EX SCI HL	363	4.96		3.33	8.06	25.00	29.17	21.94	12.50
SPORTS EX SCI SL	2,852	3.92	1.41	13.17	29.22	23.48	17.49	11.28	3.96

Mathematics Grade Distribution

Subject	Candidates	Mean Grade	% 1	% 2	% 3	% 4	% 5	% 6	% 7
FURTH. MATHS HL	267	4.85	2.28	10.27	18.25	11.41	12.55	17.49	27.76
MATH.STUDIES SL	36,253	4.22	2.66	10.97	17.31	25.71	23.31	14.46	5.58
MATHEMATICS HL	14,841	4.75	1.04	7.07	13.90	19.87	23.39	21.05	13.70
MATHEMATICS SL	48,534	4.26	1.48	10.86	19.77	24.36	21.70	14.97	6.86

The Arts Grade Distribution

Subject	Candidates	Mean Grade	% 1	% 2	% 3	% 4	% 5	% 6	% 7
DANCE HL	368	4.97		1.12	8.12	23.81	33.61	26.05	7.28
DANCE SL	344	4.36		3.28	26.57	28.06	20.60	16.12	5.37
FILM HL	2,709	4.46	0.42	5.98	18.30	27.12	25.74	15.57	6.87
FILM SL	1,301	3.95	0.90	9.77	27.59	28.82	22.91	7.88	2.13
MUSIC HL	1,450	4.62		3.30	16.74	23.92	33.33	16.02	6.68
MUSIC SL	2,306	4.42	0.05	2.39	18.23	34.66	26.26	16.06	2.35
THEATRE HL	2,821	4.88	0.15	3.10	10.71	24.45	27.51	23.96	10.12
THEATRE SL	1,310	4.28	0.97	7.56	18.91	29.93	25.74	11.10	5.79
VISUAL ARTS HL	9,883	4.48	0.09	3.17	18.60	28.73	29.41	15.83	4.17
VISUAL ARTS SL	5,350	3.96	0.10	8.05	30.16	29.85	22.69	7.56	1.58

Interdisciplinary Subjects Grade Distribution

Subject	Subject Groups	Candidates	Mean Grade	% 1	% 2	% 3	% 4	% 5	% 6	% 7
ENV. AND SOC. SL	Individuals and societies/Sciences	13,649	4.16	1.25	9.43	22.55	26.07	24.22	12.04	4.44
LIT AND PERF SL	Studies in Language and Literature/The Arts	410	4.63	0.26	3.59	15.38	23.59	32.05	20.77	4.36



Subjects with less than 10 registrations

Subject	Subject groups
ALBANIA A LIT HL	Studies in Language and Literature
ARMENIA A LIT HL	Studies in Language and Literature
AZERBAI A LIT HL	Studies in Language and Literature
AZERBAI A LIT SL	Studies in Language and Literature
B/RUSIA A LIT SL	Studies in Language and Literature
BENGALI A LIT HL	Studies in Language and Literature
BURMESE A LIT SL	Studies in Language and Literature
DZONGKH A LIT SL	Studies in Language and Literature
FAROESE A LIT SL	Studies in Language and Literature
GEORGIA A LIT SL	Studies in Language and Literature
HEBREW A LIT HL	Studies in Language and Literature
ICELAND A LIT HL	Studies in Language and Literature
ICELAND A LIT SL	Studies in Language and Literature
KINYARW A LIT SL	Studies in Language and Literature
KURDISH A LIT SL	Studies in Language and Literature
LAO A LIT HL	Studies in Language and Literature
LAO A LIT SL	Studies in Language and Literature
MALAGAS A LIT SL	Studies in Language and Literature
MARATHI A LIT SL	Studies in Language and Literature
MONGOLI A LIT HL	Studies in Language and Literature
NEPALI A LIT HL	Studies in Language and Literature
PUNJABI A LIT SL	Studies in Language and Literature
SHONA A LIT SL	Studies in Language and Literature
SINHALE A LIT SL	Studies in Language and Literature
SLOVAK A LIT HL	Studies in Language and Literature
SOMALI A LIT SL	Studies in Language and Literature
TAJIK A LIT SL	Studies in Language and Literature
TAMIL A LIT SL	Studies in Language and Literature
TELUGU A LIT SL	Studies in Language and Literature
TIBETAN A LIT SL	Studies in Language and Literature
TIGRINY A LIT SL	Studies in Language and Literature
UKRAINI A LIT HL	Studies in Language and Literature
URDU A LIT HL	Studies in Language and Literature
BEG. HINDI SL	Language acquisition



International Baccalaureate®  
Baccalauréat International  
Bachillerato Internacional